


Floorcoil heating



PE-Xa and multilayer pipe



EMMETI



BAXI

 **GIACOMINI**

EMMETI



HydroHeat Supplies Pty Ltd
Tel 03 95881299 Fax 03 9588 2199
www.hydroheat.com.au

DESIGN OF THE SYSTEM:

The flow and return pipes from the heating unit are run to a flow and return header. The header is used to distribute the water to the different rooms or zones (Giacomini floor coil header figure 1)

The pipe from the heating unit to the header can be polyethylene pipe running through the slab or insulated copper running through the frame. The header should be installed as near to the centre of the system as possible.

NOTE: Care must be taken to ensure that the water temperature never exceeds 50°C.

Excessive temperature would result in cracking of the floors.

The heat from the coils is transmitted to the floor by conduction then emitted largely by radiation. The floor temperature being warmed to 28°C+.

From this point the system is made up of a number of coils. The number and length of each coil depends on the size of the room being heated.

The coils are arranged as shown in figures 2.

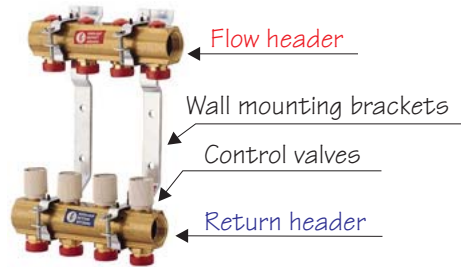
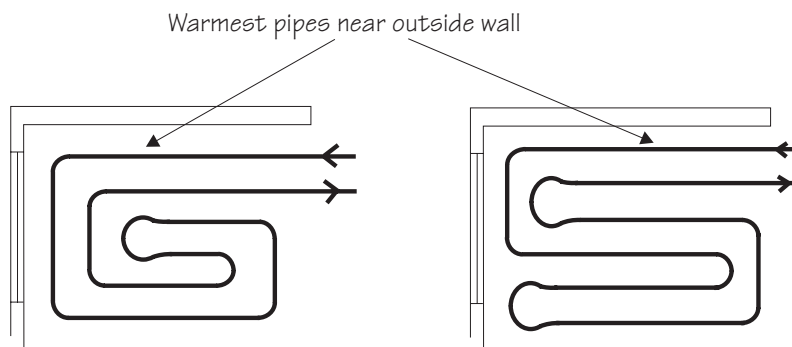


Figure 1



Minimum radius 20mm O.D. pipe
400mm

Figure 2

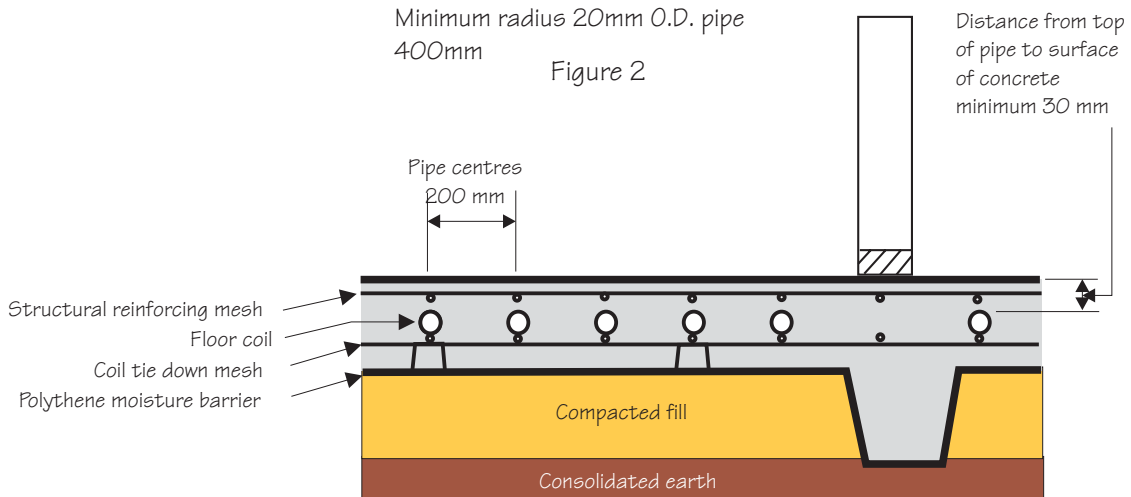


Figure 3

NOTE: Each separate circuit can be controlled from the central header so that the temperature in various areas (eg. living and sleeping or carpeted and uncarpeted areas) can be either balanced or adjusted according to the client's wishes, room thermostats can be added to the system for individual room temperature control.

